

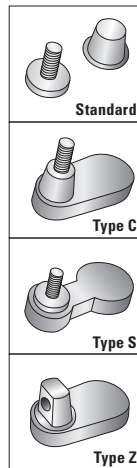
TECHNICAL DATA SHEET

The Power Behind Performance

CR-245 Commercial Deep Cycle Battery



Available Terminals



Crown Battery Manufacturing Company offers a complete lineup of high-performance and low-maintenance commercial deep cycle batteries produced in standard Battery Council International group profiles for voltage, electrical capacity and physical dimension. Crown Battery's innovative and proven deep cycle product design makes it the battery of choice for many tough commercial battery applications, including commercial floor care and aerial access equipment, electric vehicles, personnel carriers, material handling systems and renewable energy systems.

SPECIFICATIONS

Model Number	CR-245		
Part Number	1441		
Nominal Voltage	6 Volts		
Physical Characteristics	Length	10.25"	260 mm
	Width	7.13"	181 mm
	Height	11.5"	292 mm
	Weight	73 lbs	33 Kgs
Terminal Options	Standard, C, S, Z		

ELECTRICAL SPECIFICATIONS

Amp Hour Capacity	20 Hr	12.25	245 Ah
	5 Hr	43.00	215 Ah
KWH	6 Hr	1.201	
Reserve Capacity Minutes	100 Amp Rate	104 Minutes	
	75 Amp Rate	145 Minutes	
	50 Amp Rate	233 Minutes	
	25 Amp Rate	522 Minutes	
Internal Resistance	80° F	27° C	5.1 mΩ
	104° F	40° C	102%
Capacity Affected by Temperature (20 Hr Rate)	80° F	27° C	100%
	32° F	0° C	65%

Cover Style:	Exposed Vent Opening
Cover Vent Style:	Quarter-Turn Bayonet Style
Container & Cover Material:	Black Polypropylene Plastic
Case to Cover Seal Method:	Heat Seal
Inner-Cell Connector Type:	Through Partition Weld
Plate Lug to Collector Bar Fusion Method:	Inverted Automated Cast-On Process
Number of Plates per Battery:	57 Plates
Positive Grid Material:	Antimony Lead Alloy
Positive Grid Design:	Z ³ Horizontal Pellet
Positive Plate Dimension:	6.250" x 7.600" x 0.105" 159 mm x 193 mm x 2.7 mm
Negative Grid Material:	Antimony Lead Alloy
Negative Grid Design:	Z ³ Horizontal Pellet
Negative Plate Dimension:	6.250" x 7.600" x 0.080" 159 mm x 193 mm x 2.0 mm
Separator Type:	Microporous Rubber Leaf with Glass Mat

CR-245 Commercial Deep Cycle Battery

Crown Battery Manufacturing's team of research and development engineers welcome the opportunity to discuss your technical requirements during the design and specification stage. To access this technical assistance, please contact

Crown Battery Manufacturing's Customer Service Department
800.487.2879 | sales@crownbattery.com | FAX 419.334.7124.

Recommended Charge Profile:

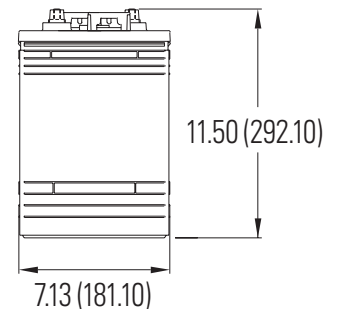
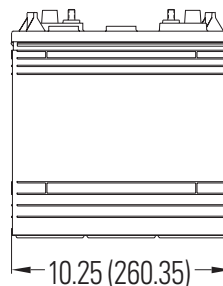
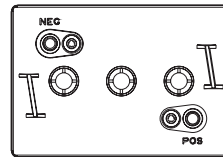
Following discharge, constant current charge the CR-245 battery at 30 amperes until the battery voltage measures between 2.37 and 2.40 volts per cell (7.11 – 7.2 volts) on charge voltage.

The constant voltage charge phase begins after the gassing point (2.37 – 2.42 VPC) is achieved. During the constant voltage phase, the charger voltage limit is regulated to the gassing point of 2.37 – 2.42 volts per cell, while the input current is allowed to gradually fall off. When the input current drops to the finish rate setting of 9 amperes, the charging phase will change from constant voltage to a sustained 9 ampere constant current mode. The charging cycle will be terminated by a standard approved method of charger termination similar to dV/dt or 3.5 to 5 hours from the gassing point, with factors such as ambient temperature, battery condition and depth of discharge affecting the charge completion time.

The CR-245 battery should receive a full recharge following the completion of each discharge, along with a monthly equalization service charge. During the equalization charge cycle the finish rate charge time is extended by 3 hours (6.5 to 8 hours from the gassing point).

The charge factor of the standard recharge should be equal to or greater than 1.07 (107%). The charge factor of the equalizing cycle should be equal to or greater than 1.15 (115%).

Please contact Crown Battery Manufacturing Company's engineering department with any questions regarding this charge profile specification.



The Power Behind Performance



Data are nominal and should not be construed as maximum or minimum values for specification or for final design. Data for this product type may vary from that shown herein.

Visit our website at www.crownbattery.com